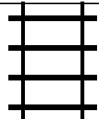
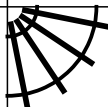







PUZZLE MADNESS

Daily Train Tracks Puzzle for Tuesday 30th June 2015

4 4 2 2 2 4 4 2 5 4

										1
										4
										6
										7
										4
										7
										4