

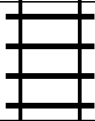







PUZZLE MADNESS

Daily Train Tracks Puzzle for Saturday 16th January 2016

2 5 6 5 3 2 4 4 5 2

										2
										4
										3
										4
										6
										7
										8
										4