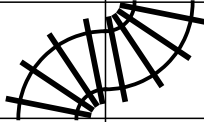









PUZZLE MADNESS

Daily Train Tracks Puzzle for Sunday 20th November 2016

2 4 8 2 4 7 4 4 4 2

										3
										4
										5
										5
										5
										2
										6
										8
										3