
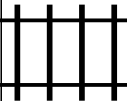







PUZZLE MADNESS

Daily Train Tracks Puzzle for Monday 28th November 2016

5	8	6	2	3	2	1	
							3
							4
							5
							4
							3
							3
							3
							2