











PUZZLE MADNESS

Daily Train Tracks Puzzle for Sunday 18th December 2016

4	7	6	5	2	2	6	5	5	4
									2
									7
									5
									5
									5
									7
									5
									4
									3
									3