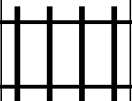



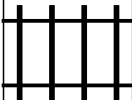




PUZZLE MADNESS

Daily Train Tracks Puzzle for Sunday 14th February 2016

1	3	4	6	7	3	3	
							4
							2
							2
							2
							5
							5
							5
							2