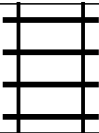

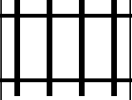




PUZZLE MADNESS

Daily Train Tracks Puzzle for Saturday 26th March 2016

1 4 4 5 5 4

| | | | | | |
|---|--|--|---|--|--|
| |  | | | | |
| | | | | | |
| | | | | | |
| | | | | | |
| | | |  | | |
|  | | | | | |
| | | | | | |
| | | | | | |

1
5
1
1
4
5
4
2