
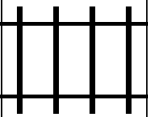
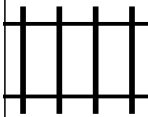




# PUZZLE MADNESS

Daily Train Tracks Puzzle for Monday 23rd May 2016

|   |   |   |   |   |   |   |
|---|---|---|---|---|---|---|
| 1   | 5 | 6 | 4 | 3   | 1   |   |
|   |   |   |   |  |   | 2 |
|   |   |   |   |   |   | 3 |
|  |   |   |   |   |  | 5 |
|   |   |   |   |   |   | 3 |
|   |   |   |   |   |   | 3 |
|   |   |   |   |   |   | 2 |
|   |   |   |   |   |   | 2 |