
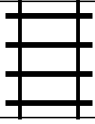
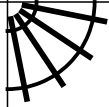
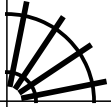
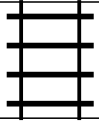
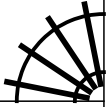





PUZZLE MADNESS

Daily Train Tracks Puzzle for Saturday 28th May 2016

4 4 8 5 5 5 3 2 3 3

										3
										3
										4
										5
										5
										8
										7
										6
										1