
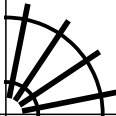
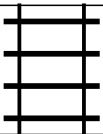

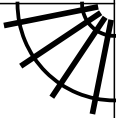




PUZZLE MADNESS

Daily Train Tracks Puzzle for Monday 13th June 2016

2	2	6	5	2	5	5	
							1
							3
							5
							4
							3
							4
							5
							2