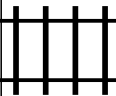
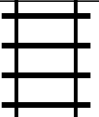







# PUZZLE MADNESS

Daily Train Tracks Puzzle for Saturday 18th June 2016

3 3 3 3 3 3 3 6 5 5

										2
										6
										9
										3
										1
										4
										10
										2