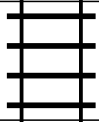
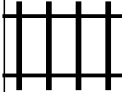

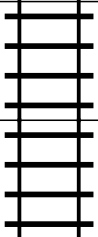

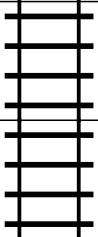




PUZZLE MADNESS

Daily Train Tracks Puzzle for Monday 20th June 2016

2 7 1 1 2 4 6 5 7 2

										4
										4
										4
										4
										4
										6
										7
										4