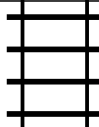
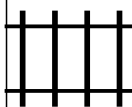








PUZZLE MADNESS

Daily Train Tracks Puzzle for Friday 24th June 2016

2 6 4 4 4 2 4 3 4

									2
									2
									8
									6
									6
									4
									1
									4