


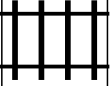


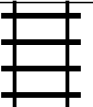





PUZZLE MADNESS

Daily Train Tracks Puzzle for Saturday 24th September 2016

3	4	3	5	9	8	6	5	1	2	
										4
										2
										7
										7
										4
										5
										4
										4
										6
										3