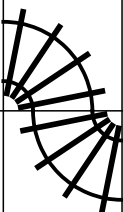

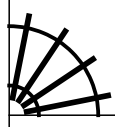

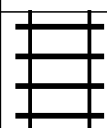




PUZZLE MADNESS

Daily Train Tracks Puzzle for Saturday 10th June 2017

2 2 2 1 2 5 4 3 4 3

										2
										4
										4
										5
										8
										5