






# PUZZLE MADNESS

Daily Train Tracks Puzzle for Sunday 11th June 2017

|  |   |   |   |   |   |  |   |
|--|---|---|---|---|---|--|---|
|  | 5 | 7   | 6 | 7 | 1 | 2  |   |
|  |   |    |   |   |   |  | 3 |
|  |   |   |   |   |   |  | 1 |
|  |   |   |   |   |   |  | 4 |
|  |   |   |   |   |   |  | 3 |
|  |   |  |   |   |   |  | 4 |
|  |   |   |   |   |   |  | 1 |
|  |   |   |   |   |   |  | 1 |
|  |   |   |   |   |   |  | 2 |
|  |   |   |   |   |   |  | 6 |
|  |   |   |   |   |   |  | 3 |