











PUZZLE MADNESS

Daily Train Tracks Puzzle for Wednesday 14th June 2017

4 3 6 3 7 6 6 5 1 2

										3
										4
										8
										5
										4
										3
										6
										6
										4