









PUZZLE MADNESS

Daily Train Tracks Puzzle for Saturday 30th June 2018

5	6	5	6	6	2	2	
							2
							1
							2
							5
							7
							3
							5
							4
							2
							1