






PUZZLE MADNESS

Daily Train Tracks Puzzle for Monday 28th December 2020

| | | | | | | | | |
|---|---|----|---|---|---|---|---|---|
| | | | | | | | | |
| 3 | 4 | 10 | 4 | 3 | 6 | 3 | 4 | |
| |  | | | | | | | 2 |
| | | | | | | | | 8 |
| | | | | | | | | 6 |
| | | | | | | | | 4 |
| | | | | | | | | 4 |
| | | | | | | |  | 2 |
| | | | | | | | | 4 |
| | | | | | | | | 4 |
| | | | | | | | | 1 |
| |  | | | | | | | 2 |