
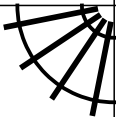





PUZZLE MADNESS

Daily Train Tracks Puzzle for Sunday 16th February 2020

| | | | | | | |
|---|---|---|--|---|---|---|
| 2 | 5 | 5 | 6 | 3 | 2 | |
| | | |  | | | 1 |
| | | | | | | 2 |
| | | | | | | 2 |
| | | | | | | 3 |
| | | | | | | 4 |
|  | | | | | | 4 |
| | | | | |  | 3 |
| | | | | | | 4 |