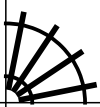
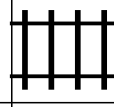
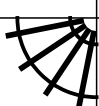

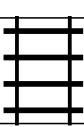
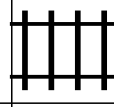
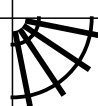




PUZZLE MADNESS

Daily Train Tracks Puzzle for Saturday 30th May 2020

4 10 6 5 4 5 4 3 3 2

										5
										5
										6
										4
										2
										1
										4
										6
										9
										4