










PUZZLE MADNESS

Daily Train Tracks Puzzle for Saturday 27th June 2020

4	7	8	6	9	3	1	1	
								5
								4
								3
								5
								4
								3
								4
								3
								5
								3