




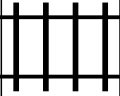




PUZZLE MADNESS

Daily Train Tracks Puzzle for Saturday 20th February 2021

3 1 2 4 3 5 3 1 6 4

										4
										3
										8
										5
										5
										3
										4