
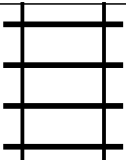





PUZZLE MADNESS

Daily Train Tracks Puzzle for Wednesday 19th January 2022

4 4 4 4 1 1 3

| | | | | | | | |
|--|--|---|--|--|--|---|---|
| | | |  | | | | 3 |
| | | | | | | | 3 |
| | | | | | | | 2 |
| | | | | | | | 7 |
| | | | | | | | 4 |
| | |  | | | |  | 2 |