
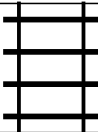
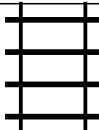




# PUZZLE MADNESS

Daily Train Tracks Puzzle for Friday 28th January 2022

|   |   |  |   |   |   |   |   |
|---|---|--|---|---|---|---|---|
| 4   | 3   | 4  | 5 | 2 | 3 | 5 |   |
|   |   |  |   |   |   |   | 2 |
|   |   |  |   |   |   |   | 3 |
|   |   |  |   |   |   |   | 4 |
|   |   |  |   |   |   |   | 1 |
|   |   |  |   |   |   |   | 5 |
|   |  |  |   |   |   |   | 7 |
|   |   |  |   |   |   |   | 3 |
|  |   |  |   |   |   |   | 1 |