









PUZZLE MADNESS

Daily Train Tracks Puzzle for Tuesday 1st February 2022

4 6 3 2 8 4 3 5 2 4

| | | | | | | | | | | |
|---|--|--|--|---|--|--|---|--|--|---|
| |  | | |  | | |  | | | 6 |
| | | | | | | | | | | 4 |
|  | | | | | | | | | | 5 |
| | | | | | | | | | | 4 |
| | | | | | | | | | | 7 |
| | | | | | | | | | | 6 |
| | | | |  | | | | | | 3 |
| | | | | | | | | | | 4 |
| | | | |  | | | | | | 2 |