
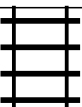

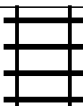





PUZZLE MADNESS

Daily Train Tracks Puzzle for Sunday 13th February 2022

| | | | | | | | | |
|---|---|---|---|---|---|--|---|---|
| 6 | 4 | 4 | 5 | 2 | 5 | 7 | 4 | |
| | | | |  | | | | 2 |
| | | | | | | | | 5 |
| | | | | | |  | | 4 |
| | | | | | | | | 2 |
|  | | | | | | | | 6 |
| | | | | | | | | 2 |
| | | | | | | | | 6 |
| | | | | | | | | 5 |
| | | | | | | | | 2 |
|  | | | | | |  | | 3 |