
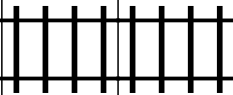


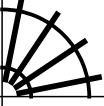






PUZZLE MADNESS

Daily Train Tracks Puzzle for Saturday 19th February 2022

3 5 3 5 3 6 5 6 5 2

										2
										6
										7
										4
										1
										6
										5
										7
										5