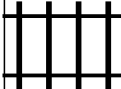
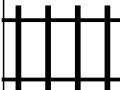





# PUZZLE MADNESS

Daily Train Tracks Puzzle for Sunday 13th March 2022

2 3 4 6 3 4 2 2 1 1

|  |  |   |  |  |  |  |  |  |  |   |
|--|--|---|--|--|--|--|--|--|--|---|
|  |  |   |  |  |  |  |  |  |  | 8 |
|  |  |   |  |  |  |  |  |  |  | 2 |
|  |  |   |  |  |  |  |  |  |  | 1 |
|  |  |  |  |  |  |  |  |  |  | 6 |
|  |  |   |  |  |  |  |  |  |  | 5 |
|  |  |   |  |  |  |  |  |  |  | 6 |