
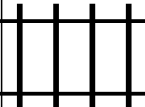
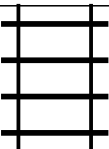





PUZZLE MADNESS

Daily Train Tracks Puzzle for Saturday 23rd April 2022

| | | | | | | |
|---|---|---|---|--|---|---|
| 1 | 3 | 5 | 2 | 4 | 5 | |
| | | | | | | 2 |
| | | | | |  | 4 |
| | | | | | | 2 |
|  | |  | | | | 4 |
| | | | | | | 3 |
| | | | | | | 4 |
| | | | |  | | 1 |