

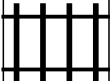





PUZZLE MADNESS

Daily Train Tracks Puzzle for Sunday 29th May 2022

| | | | | | | | | |
|--|---|---|---|---|--|--|---|---|
| | 2 | 4 | 4 | 6 | 7 | 7 | 2 | |
| |  | | | | | | | 2 |
| | | | | | | | | 3 |
| | | | | | | | | 3 |
| | | | | | |  | | 2 |
| | | | | | | | | 6 |
| | | | | | | | | 4 |
| | | |  | | | | | 5 |
| | | | | | | | | 3 |
| | | | | | | | | 3 |
| | | | | |  | | | 1 |