









# PUZZLE MADNESS

Daily Train Tracks Puzzle for Monday 13th June 2022

3 7 4 4 4 2 2 1 2

									2
									1
									5
									4
									5
									7
									5