
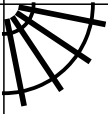






PUZZLE MADNESS

Daily Train Tracks Puzzle for Wednesday 15th June 2022

2 5 2 3 2 3 5 2 6 2

										3
										2
										8
										5
										3
										6
										5