
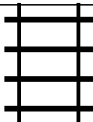
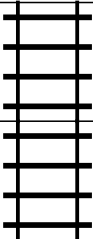


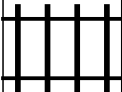

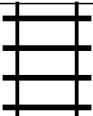




PUZZLE MADNESS

Daily Train Tracks Puzzle for Monday 20th June 2022

5 3 3 3 2 4 4 2 2 4

										2
										8
										5
										5
										6
										3
										3