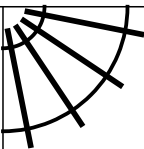
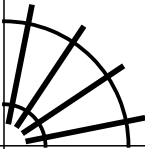





# PUZZLE MADNESS

Daily Train Tracks Puzzle for Saturday 25th June 2022

2 6 3 2 2 2

						3
						2
						3
						3
						4
						2