

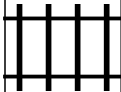





PUZZLE MADNESS

Daily Train Tracks Puzzle for Tuesday 28th June 2022

2 5 2 5 6 4 8 4 1

									2
									2
									3
									8
									6
									4
									5
									6
									1