


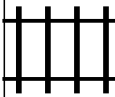




PUZZLE MADNESS

Daily Train Tracks Puzzle for Wednesday 14th June 2023

| | | | | | | |
|---|--|---|---|---|--|---|
| | | | | | | |
| 5 | 8 | 6 | 3 | 2 | 1 | |
| |  | | | | | 1 |
|  | | | | | | 2 |
| | | | | | | 1 |
| | | | | | | 4 |
| | |  | | |  | 5 |
| | | | | | | 5 |
| | | | | | | 3 |
| | | | | | | 2 |
| | | | | | | 2 |