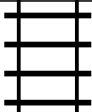
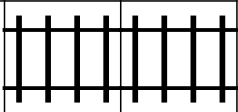
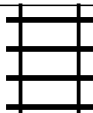

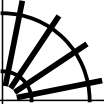





PUZZLE MADNESS

Daily Train Tracks Puzzle for Saturday 24th June 2023

6 2 2 6 7 2 4 5 6 4

									4
									7
									4
									4
									7
									4
									8
									4
									2