
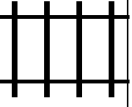





PUZZLE MADNESS

Daily Train Tracks Puzzle for Saturday 24th February 2024

1 4 4 4 3 8 2

| | | | | | | | |
|---|--|--|---|--|--|--|---|
| | | | |  | | | 2 |
| | | | | | | | 3 |
| | | | | | | | 2 |
| | | | | | | | 3 |
| | | | | | | | 4 |
| | | | | | | | 4 |
| | | | | | | | 3 |
|  | | |  | | | | 5 |