

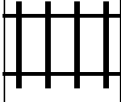

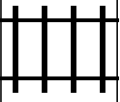

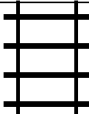
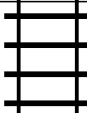




# PUZZLE MADNESS

Daily Train Tracks Puzzle for Saturday 15th June 2024

1 4 6 1 3 7 6 5 4

									4
									4
									3
									5
									5
									4
									5
									4
									3