



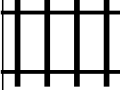





PUZZLE MADNESS

Daily Train Tracks Puzzle for Saturday 22nd February 2025

1 3 5 2 3 2 6 6 6 4

										2
										4
										5
										4
										7
										8
										6
										2