
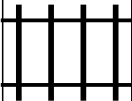
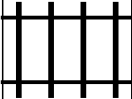




PUZZLE MADNESS

Daily Train Tracks Puzzle for Monday 23rd June 2025

| | | | | | | |
|---|---|---|---|---|---|---|
| 6 | 3 | 2 | 6 | 4 | 2 | |
| | | | | | | 2 |
|  | | | | | | 5 |
| | | | | |  | 3 |
| | | | | | | 1 |
| | | | | |  | 4 |
| | | | | | | 2 |
| | | | | | | 3 |
| | | | | | | 3 |