

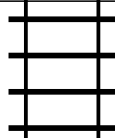




PUZZLE MADNESS

Daily Train Tracks Puzzle for Thursday 12th February 2026

1 2 1 6 4 1 4 4

| | | | | | | | | |
|---|--|--|--|---|--|---|--|---|
| | | | | | | | | 3 |
|  | | | | | | | | 5 |
| | | | |  | | | | 5 |
| | | | | | | | | 3 |
| | | | | | | | | 4 |
| | | | | | |  | | 3 |