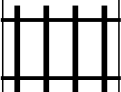



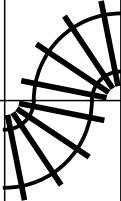





PUZZLE MADNESS

Daily Train Tracks Puzzle for Sunday 22nd February 2026

4 2 5 5 4 6 5 3 4 3

										6
										7
										6
										10
										3
										3
										3
										2
										1