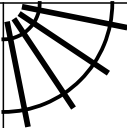
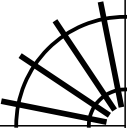
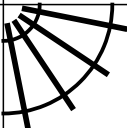




PUZZLE MADNESS

Daily Train Tracks Puzzle for Monday 23rd February 2026

3 3 5 3 2 3

| | | | | | | |
|--|--|--|---|--|---|---|
| | | |  | | | 2 |
| | | | | | | 2 |
| | | | | |  | 3 |
| | | | | | | 2 |
| | | | | | | 5 |
| | | | | | | 3 |
| | | |  | | | 2 |