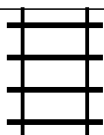







# PUZZLE MADNESS

Daily Train Tracks Puzzle for Saturday 28th March 2026

2 3 7 5 2 3

|  |  |   |   |  |   |   |
|--|--|---|---|--|---|---|
|  |  |   |   |  |   | 2 |
|  |  |   |   |  |   | 4 |
|  |  |  |   |  |   | 4 |
|  |  |   |  |  |  | 3 |
|  |  |   |   |  |   | 2 |
|  |  |   |   |  |   | 3 |
|  |  |   |   |  |   | 2 |
|  |  |  |   |  |   | 2 |