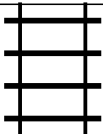
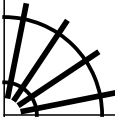
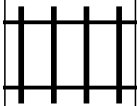




PUZZLE MADNESS

Daily Small Train Tracks Puzzle for Monday 20th June 2011

4 2 1 4 6 4 3 3 2

| | | | | | | | | | |
|---|--|--|---|--|--|--|--|--|---|
| | | | |  | | | | | 1 |
| | | | | | | | | | 1 |
|  | | | | | | | | | 2 |
| | | | | | | | | | 5 |
| | | | | | | | | | 6 |
| | | | | | | | | | 7 |
| | | |  | | | | | | 7 |