
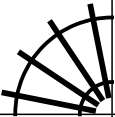





PUZZLE MADNESS

Daily Small Train Tracks Puzzle for Monday 1st June 2015

2 5 4 6 3 4 3 2

| | | | | | | | | |
|---|--|--|--|--|---|--|--|---|
| | |  | | | | | | 4 |
| | | | | | | | | 7 |
| | | | | | | | | 5 |
|  | | | | | | | | 4 |
| | | | | | | | | 2 |
| | | | | | | | | 3 |
| | | | | | | | | 1 |
| | | | | |  | | | 3 |