
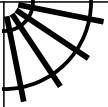
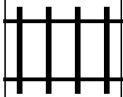
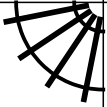
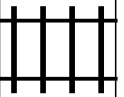





PUZZLE MADNESS

Daily Small Train Tracks Puzzle for Sunday 20th November 2016

6	7	1	7	6	2	3	2	
								3
								3
								3
								4
								2
								4
								5
								4
								6