

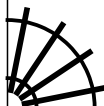



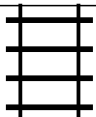




PUZZLE MADNESS

Daily Small Train Tracks Puzzle for Saturday 25th June 2016

6	5	8	3	2	3	6	2	
								3
								4
								4
								4
								4
								5
								5
								5
								1